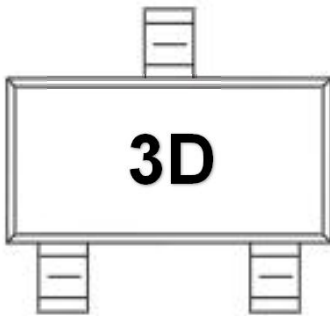


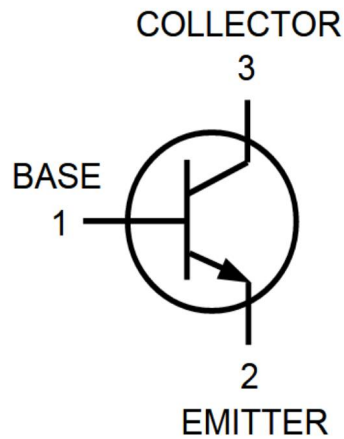
SOT-23 Plastic-Encapsulate MOSFETS

MMBTA44 TRANSISTOR (NPN)

MARKING:

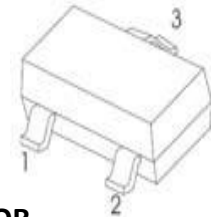


Equivalent Circuit:



SOT-23

- 1.BASE
- 2.EMITTER
- 3.COLLECTOR



FEATURES:

- ※ Complement to MMBTA94
- ※ High Collector-Emitter Voltage

MAXIMUM RATINGS (Ta=25°C unless otherwise noted)

Parameter	Symbol	Value	Unit
Collector-Base Voltage	VCBO	400	V
Collector-Emitter Voltage	VCEO	400	V
Emitter-Base Voltage	VEBO	6	V
Collector Current -Continuous	IC	200	mA
Collector Current -Pulsed	ICM	300	mA
Collector Power Dissipation	PC	350	mW
Thermal Resistance From Junction To Ambient	RθJA	357	°C/W
Junction Temperature	Tj	150	°C
Storage Temperature	Tstg	-55~+150	°C

ELECTRICAL CHARACTERISTICS (Ta=25°C unless otherwise specified)

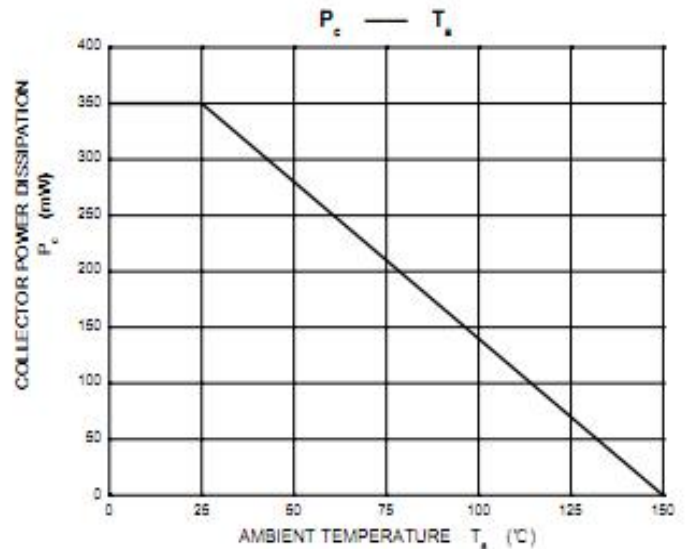
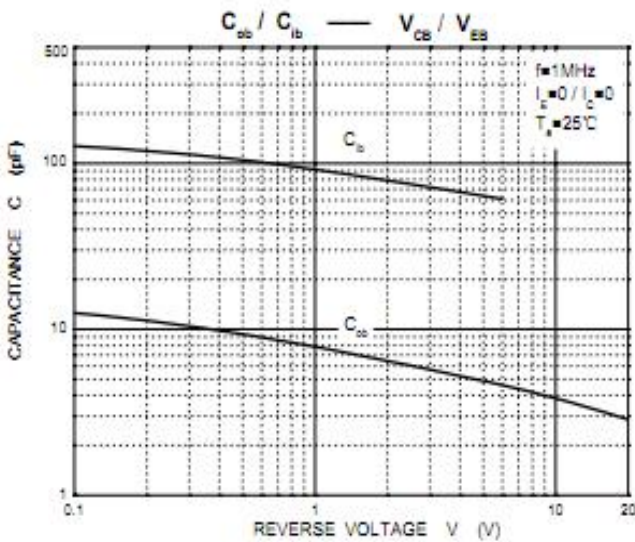
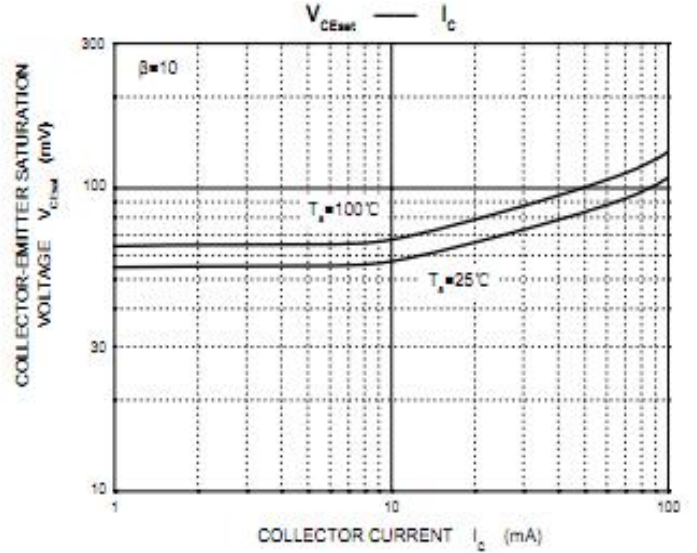
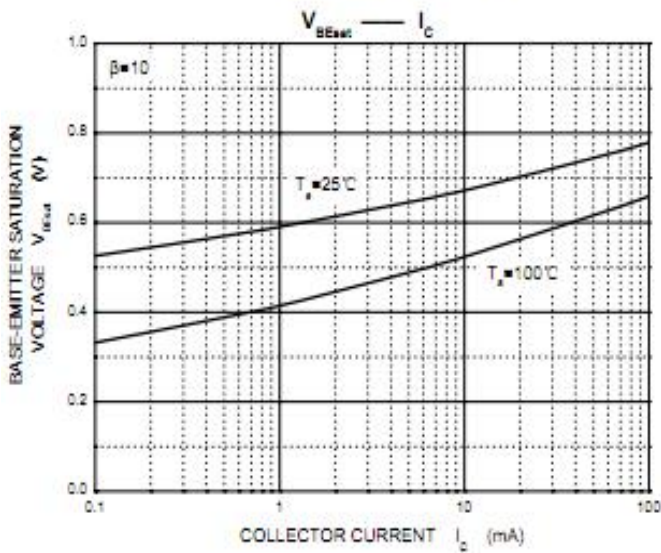
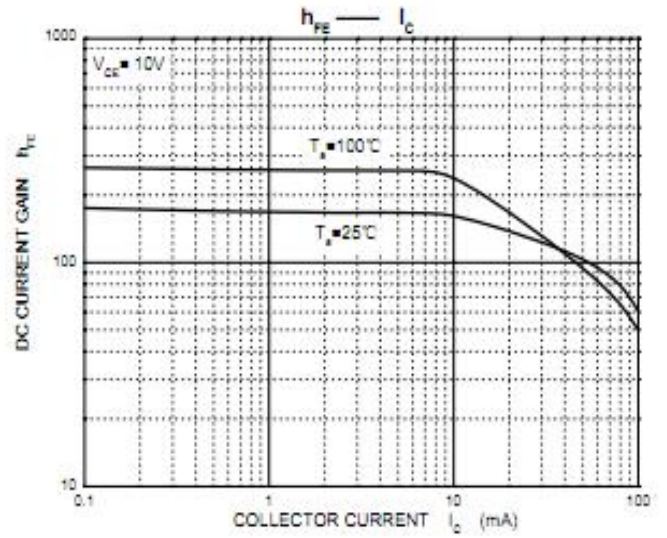
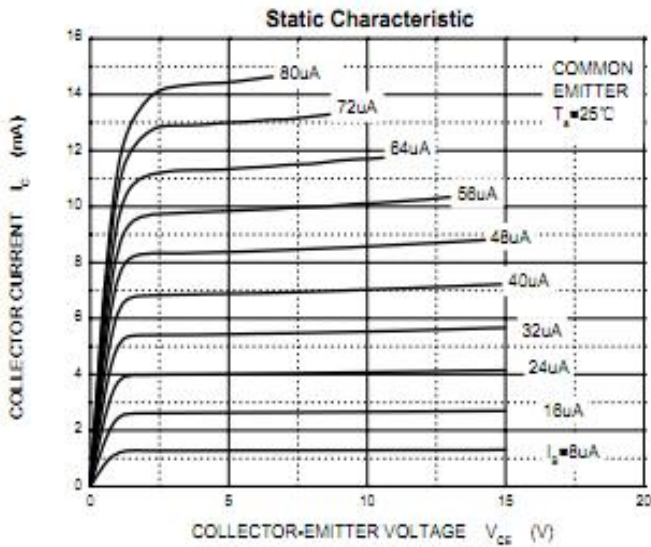
Parameter	Symbol	Test Condition	Min	Typ	Max	Unit
Collector-base breakdown voltage	V(BR)CBO	IC= 100μA, IE=0	400			V
Collector-emitter breakdown voltage	V(BR)CEO	IC= 1mA, IB=0	400			V
Emitter-base breakdown voltage	V(BR)EBO	IE=10μA, IC=0	6			V
Collector cut-off current	ICBO	VCB=400 V , IE=0			0.1	μA
Emitter cut-off current	IEBO	VEB= 4V , IC=0			0.1	μA
DC current gain	hFE	VCE= 10V, IC= 10mA	50		200	
	hFE	VCE= 10V, IC= 1mA	40			
Collector-emitter saturation voltage	VCE(sat)	IC= 10 mA, IB= 1mA			0.5	V
		IC= 50 mA, IB= 5mA			0.75	V
Base-emitter saturation voltage	VBE(sat)	IC= 10 mA, IB= 1mA			0.75	V
		IC= 50 mA, IB= 5mA			0.95	V
Transition frequency	fT	VCE= 20V, IC= 10mA f=30MHz	50			MHz
Collector output capacitance	Cob	VCB=20V, IE=0, f=1MHz			7	PF
Emitter input capacitance	Cib	VEB=0.5V, IC=0, f=1MHz			130	PF

*Pulse test: pulse width ≤300μs, duty cycle≤ 2.0%

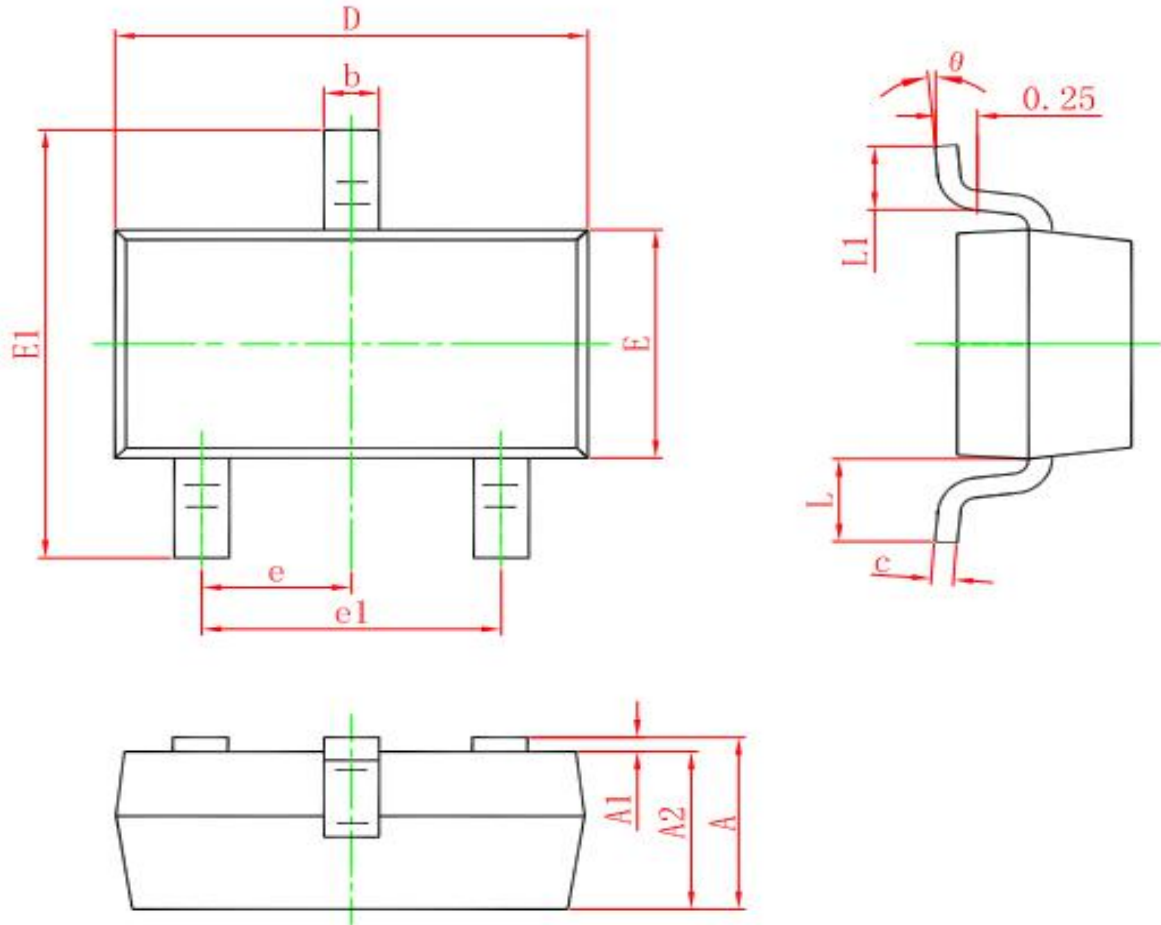
CLASSIFICATION OF hFE

Rank	L	H	
Range	50-100	100-200	

TYPICAL ELECTRICAL AND THERMAL CHARACTERISTICS



SOT-23 PACKAGE OUTLINE DIMENSIONS



Symbol	Dimensions In Millimeters		Dimensions In Inches	
	Min.	Max.	Min.	Max.
A	0.900	1.150	0.035	0.045
A1	0.000	0.100	0.000	0.004
A2	0.900	1.050	0.035	0.041
b	0.300	0.500	0.012	0.020
c	0.080	0.150	0.003	0.006
D	2.800	3.000	0.110	0.118
E	1.200	1.400	0.047	0.055
E1	2.250	2.550	0.089	0.100
e	0.950 TYP.		0.037 TYP.	
e1	1.800	2.000	0.071	0.079
L	0.550 REF.		0.022 REF.	
L1	0.300	0.500	0.012	0.020
θ	0°	8°	0°	8°